




# TWIN RECYCLING TIMER

Model No.		CATDV		
		CATDV-N	CATDV-Y	CATDV-E
<b>Classification</b>				
<b>Appearance</b>				
<b>Dimensions</b>		<a href="#">FIG. 4</a>	<a href="#">FIG. 5</a>	Din size 48*48mm <a href="#">FIG. 1</a>
<b>Surface mounting</b>		Socket base <a href="#">8PFA</a>	-	Socket base <a href="#">P2CF08</a>
<b>Flush mounting</b>		-	Socket base <a href="#">P3G08</a> or <a href="#">US08</a>	Socket base <a href="#">P3G08</a> (with 48*48 adapter)
<b>Features</b>		OFF-ON time period adjustable separately and recycling operation		
<b>Output Capacity 7A</b>		SPDT : TIME-LIMIT CONTACTS		
<b>Time Range</b>		OFFxON 6Sx6S 6Sx60S 60Sx6S 60Sx60S 6Mx6M 6Mx60M 30Mx30M 60Mx60M 6Mx6S 6Sx6M Longest time : 24Hour ( upon customers' request )		
<b>Rated Voltage</b>		50/60HZ 12VAC/DC, 24VAC/DC, 48VAC/DC, 110VAC, 220VAC (Range : 85% - 110%) CATDE-E : Multi range selectable by dip switch		
<b>LIFE</b>	<b>Mechanical</b>	10,000,000 Times		
	<b>Electrical AC220VPF=1</b>	500,000 Times		
<b>ACCURACY</b>	<b>Repeat</b>	+/- 0.2% Max		
	<b>Setting</b>	+/- 5% Max		
	<b>Voltage</b>	+/- 0.5% Max		
	<b>Temperature</b>	+/- 2% Max		
<b>Reset time</b>		Reset time		
<b>Ambient temp. &amp; Humidity</b>		-10~55Deg.C , 85% Max		

## CONNECTION DIAGRAM & TIMING CHART

OUTPUT: SPDT (Time-limit contact 1C)

ORDERING CODE

